Università degli studi di Camerino _ Scuola di Architettura e Design "Eduardo Vittoria" di Ascoli Piceno _ a.a. 2010 - 2011

WHAT IF ASCOLI PICENO?

STRATEGIES FOR POST-DISASTER PROVISIONAL HOUSING

Laboratorio di Orientamento "Costruzione dell'Architettura e dell'Ambiente"

Workshop prof. Sandy Stannard

Studente:Tsulaia Tamaz

1 CONCEPT

MACHINE HOUSE

LA CASA COME MACCHINA PER ABITARE

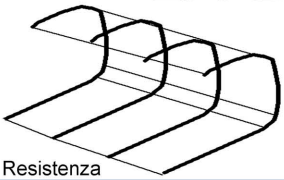
Resistenza

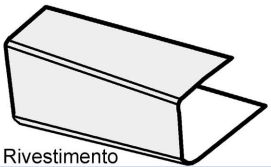
Rivestimento

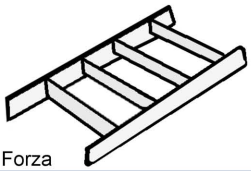
Forza

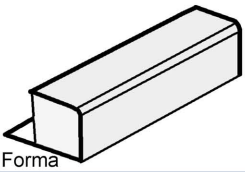
Forma

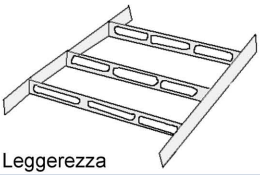
Leggerezza

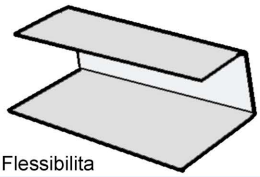
Flessibilita




Prospetto Nord Scala 1:200


Prospetto Sud Scala 1:200

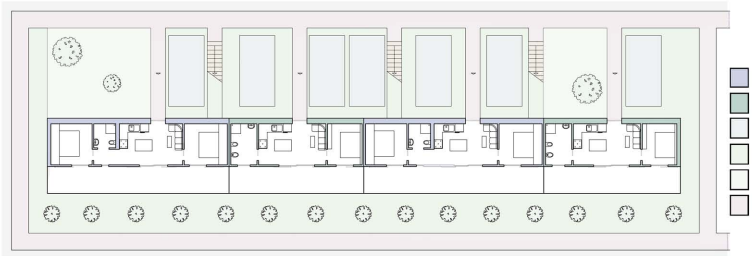
Piano Terra Scala 1:200

- ☐
- ☐ Tipologia B
- ☐ Parking
- ☐ Verde
- ☐ Giardino
- ☐ Marciapiede

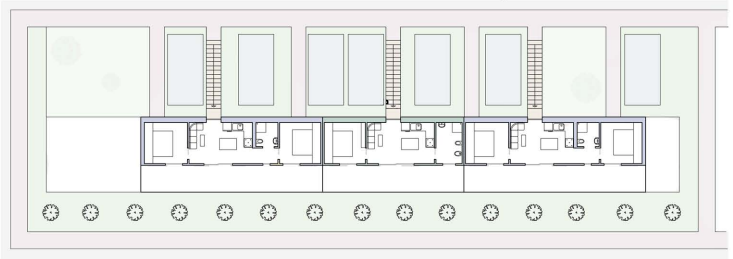
Piano Primo Scala 1:200

- ☐ Tipologia A
- ☐ Tipologia B
- ☐ zona giorno
- ☐ zona servizi
- ☐ zona notte

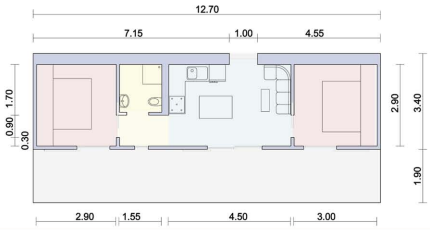
12.70
7.15
1.00
4.55
0.90
1.70
0.30
2.90
3.40
5.30
1.90
2.90
1.55
4.50
3.00

Tipologia A
- Per 4 persone
- Camera 8.70 mq
- Sogiorno 13.10 mq
- Bagno 4.50 mq
- Area distributivo 1.0 mq
- Area totale36 mq

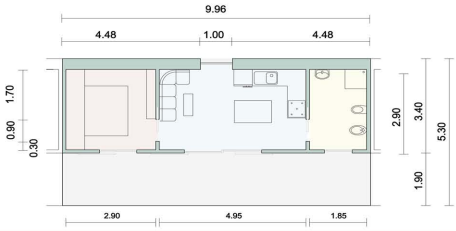
9.96
4.48
1.00
4.48
1.70
0.90
0.30
2.90
3.40
5.30
1.90
2.90
4.95
1.85

Tipologia B
- Per 2 persone
- Camera 7.20 mq
- Soggiorno 13.80 mq
- Bagno 4.00 mq
- Area totale 25 mq

Masterplan scala 1:500

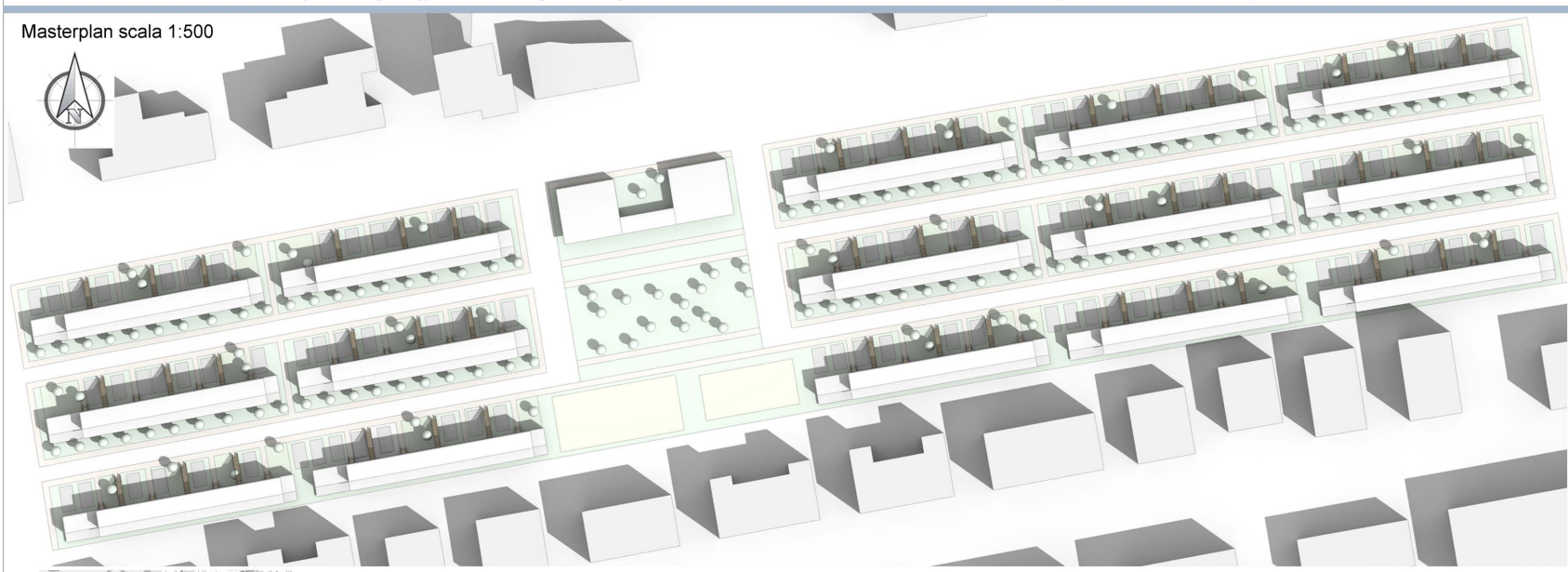

Localita: Ascoli Piceno
Area del lotto: 14602 mq
Numero di parcheggi: 170 337.5 mq

Numero di alloggi totali: 105
Tipologia A: 60 alloggi
Tipologia B: 45 alloggi

Numero di abitanti: 330
Tipologia A: 240 abitanti
Tipologia B: 90 abitanti

Spazi residenziali: 3285 mq
Tipologia A: 2160 mq
Tipologia B: 125 mq

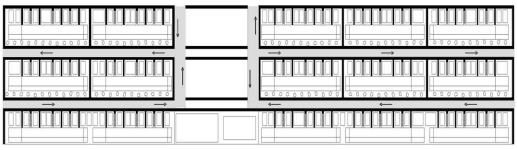
■ Percorso carrabile ☐ Percorso pedonale


■ Parcheggi ☐ Zona comerciale ☐ Zona sportiva

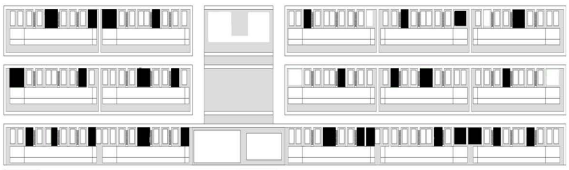
■ Giardino privato ☐ Verde pubblico

Università degli studi di Camerino _ Scuola di Architettura e Design "Eduardo Vittoria" di Ascoli Piceno _ a.a. 2010 - 2011

WHAT IF ASCOLI PICENO ?

STRATEGIES FOR POST-DISASTER PROVISIONAL HOUSING

Laboratorio di Orientamento "Costruzione dell'Architettura e dell'Ambiente"
Workshop prof. Sendy Stannard
Studente: Tamaz Tsulaia

2 PROCESS

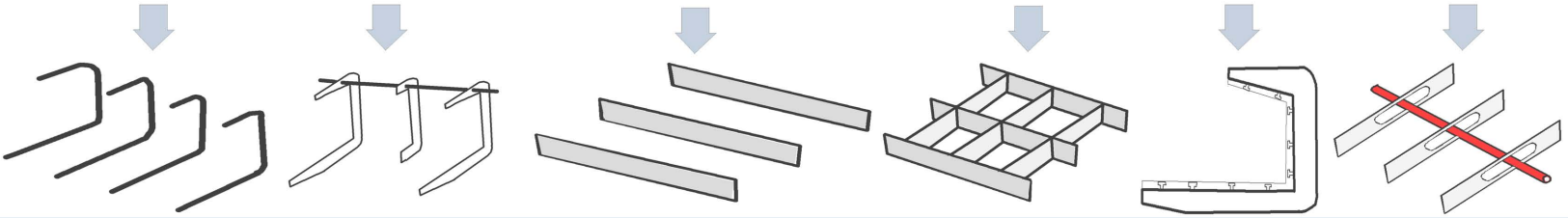

Produzione in officina

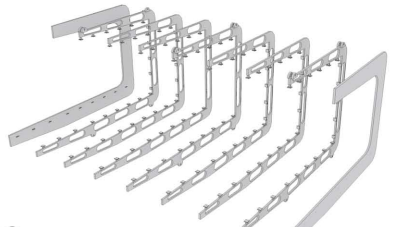
❶ Fase

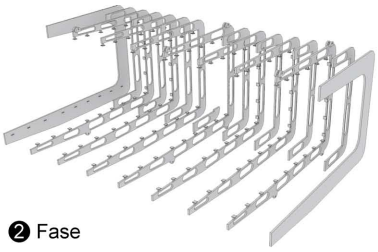
❷ Fase

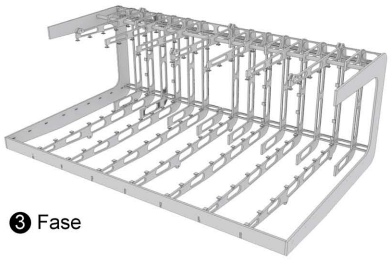
❸ Fase

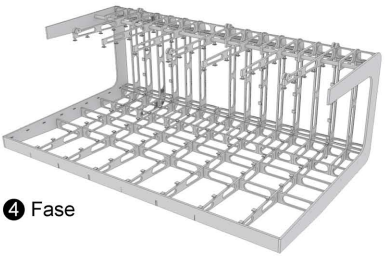
❹ Fase

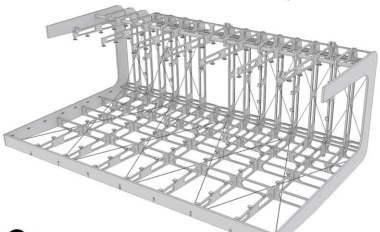
❺ Fase


❻ Fase


❼ Fase

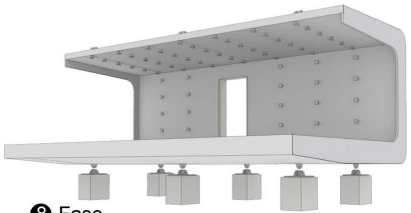
❽ Fase

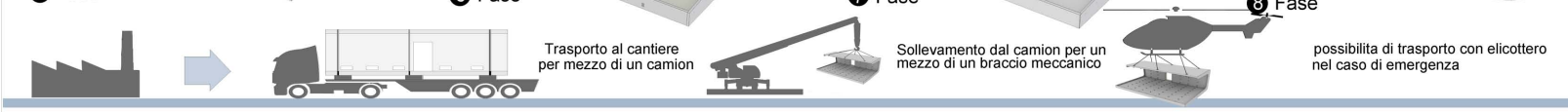
Trasporto al cantiere per mezzo di un camion

Sollevamento dal camion per un mezzo di un braccio meccanico

possibilita di trasporto con elicottero nel caso di emergenza

Esploso assonometrico

❶ Scheletro

❷ Basamento in cls
Base portante con sistema a incastro
700 x 700 x 700 mm

❸ Lastra di cartongesso
ComeEdil Cartongeso
2000 x 1400 x 6 mm

❹ Isolante lana di roccia
2000 x 1200 x 75 mm

❺ Profilo in alluminio
1000 x 75 x 5 mm

❻ Barriera al vapore
AlkoRpuls 2000 x150 x 0.4 mm

❼ Pannello
2000 x 150 x 30 mm

❽ Infissi in Pvc
1 Portafinestra 2100 x 2500 mm
1 Portafinestra 2100 x 1200 mm
1 Finestra 2100 x 900 mm

❾ Binario per scorimento a vista

❿ Sliding and folding door in legno
3 Sliding/foldin doors 2600 x 1300 x 50 mm

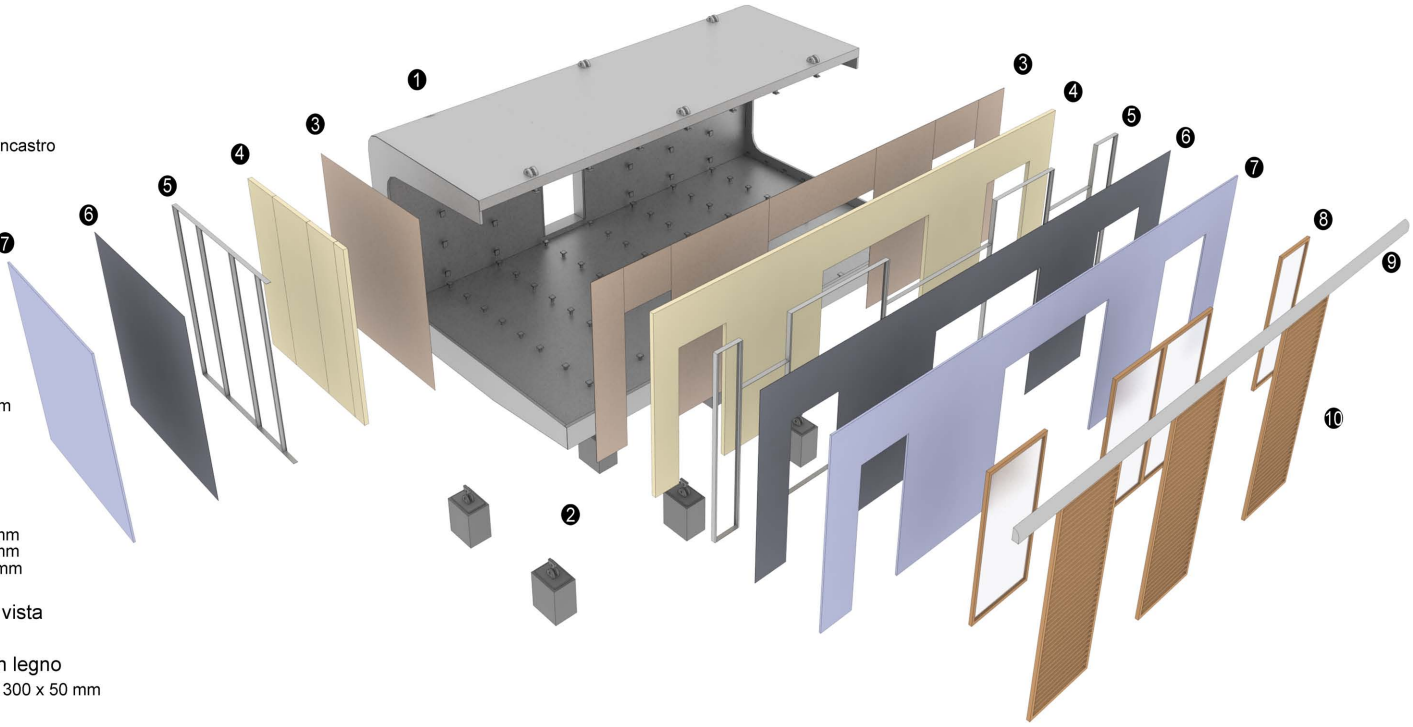
❶
❷
❸
❹
❺
❻
❼
❸
❹
❺
❻
❼
❽
❾
❿

Analisi del funzionamento energetico

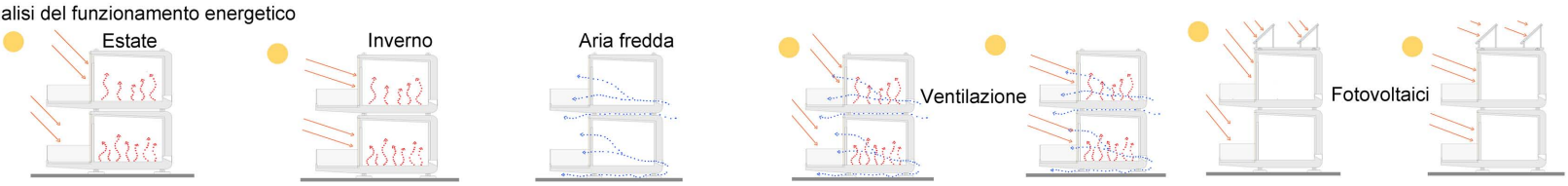
Estate
Inverno
Aria fredda
Ventilazione
Fotovoltaici

Analisi dell'ombreggiamento

21.06 h 12:00



21.06 h 18:00

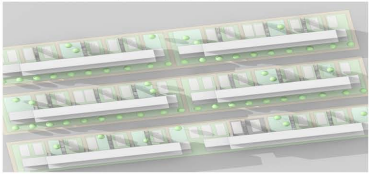

21.12 h 12:00

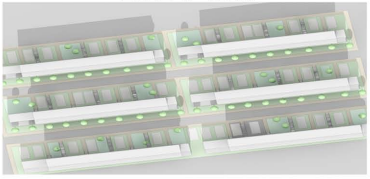

21.12 h 18:00



Università degli studi di Camerino _ Scuola di Architettura e Design "Eduardo Vittoria" di Ascoli Piceno _ a.a. 2010 - 2011

WHAT IF ASCOLI PICENO?
STRATEGIES FOR POST-DISASTER PROVISIONAL HOUSING

Laboratorio di Orientamento "Costruzione dell'Architettura e dell'Ambiente"
Workshop prof. Sendy Stannard
Studente: Tamaz Tsulaia

3 MATERIAL

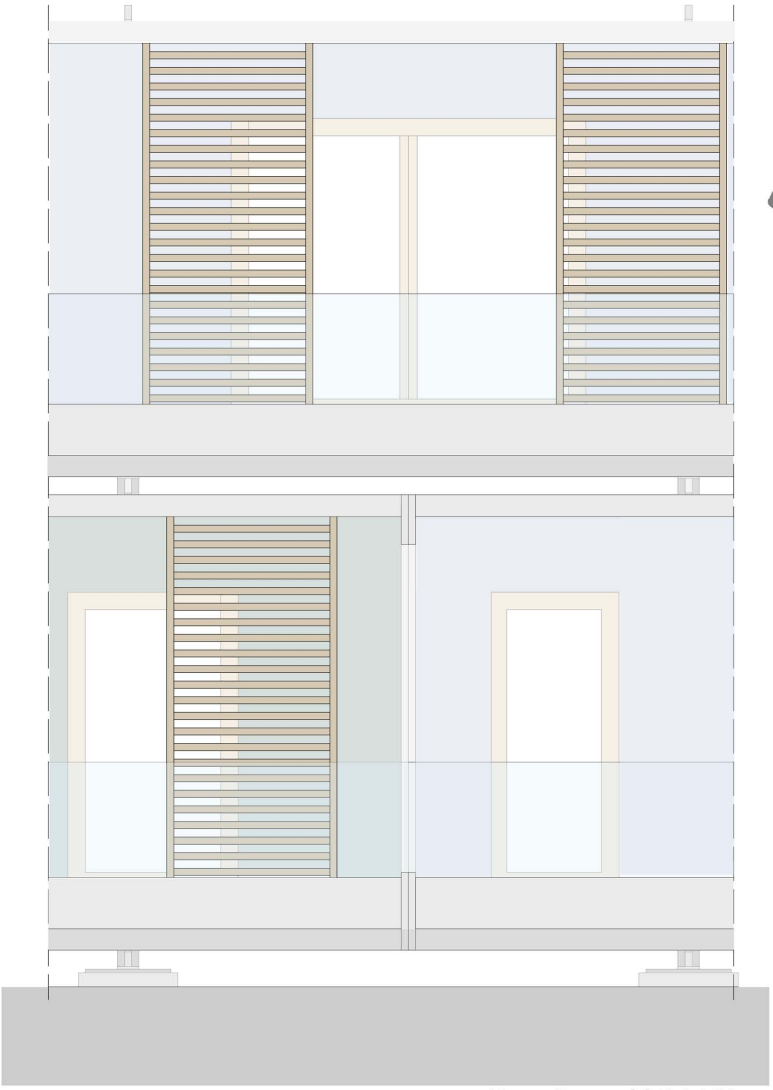
Prospetto SCALA 1:20

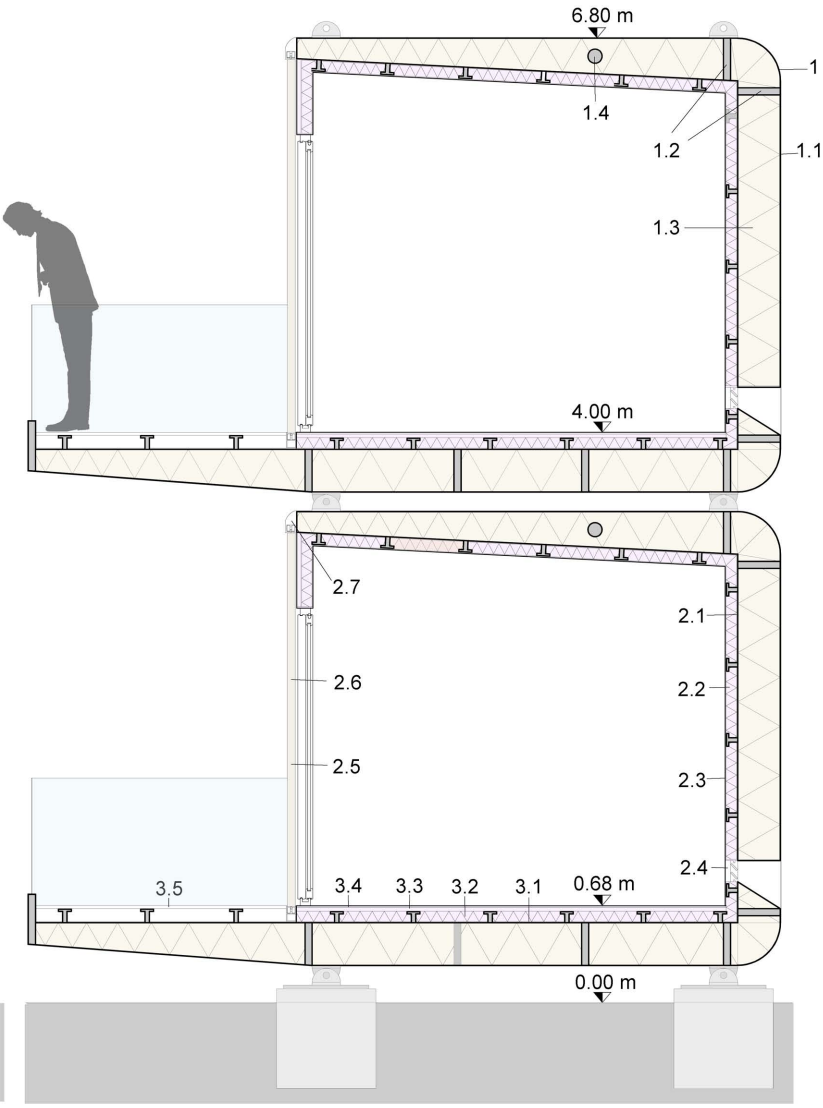
6.80 m
1
1.4
1.2
1.1
1.3
4.00 m
2.7
2.1
2.6
2.2
2.5
2.3
3.5
2.4
3.4
3.3
3.2
3.1
0.68 m
0.00 m
Sezione SCALA 1:20

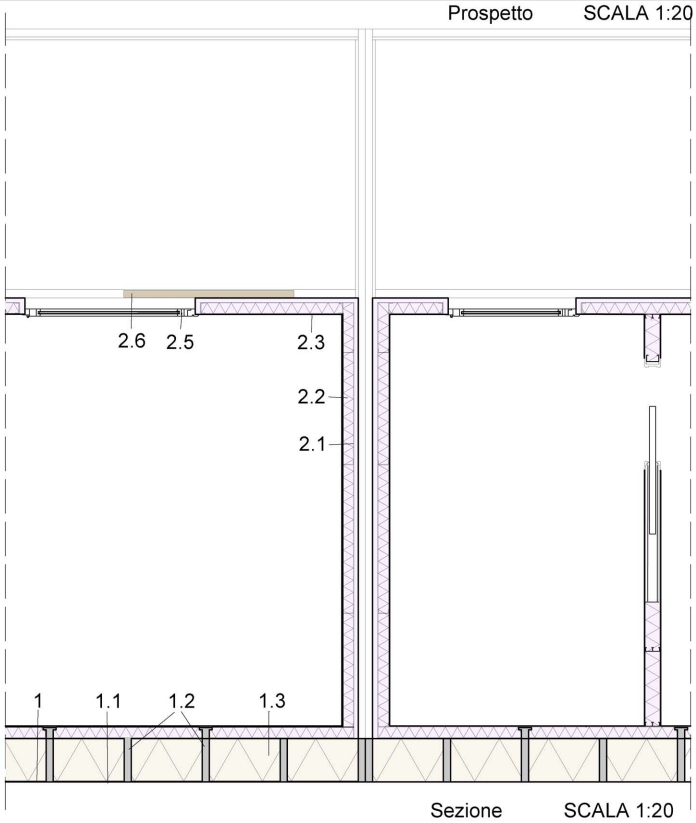
2.6
2.5
2.3
2.2
2.1
1
1.1
1.2
1.3
Sezione SCALA 1:20

Legenda

1	Struttura in alluminio	
1.1	Lastre in alluminio	2000 x 2000 x 0.6 mm
1.2	Pannello in alluminio	1000 x 300 x 50 mm
1.3	Isolante cellulosa	
1.4	Tubo in alluminio	diametro 50 mm
2	Involucro	
2.1	Barriera al vapore	2000 x 1500 x 0.4 mm
2.2	Isolante lana di roccia	2000 x 1200 x 0.4 mm
2.3	Lastra in cartongesso	1000 x 1000 x 6 mm
2.4	Sistema di ventilazione	
2.5	Infissi in Pvc-portafinestra	2100 x 2500 mm
2.6	Sliding and folding door in legno	2600 x 1300 x 50 mm
2.7	Binario per scorrimento	
3.	Partizione	
3.1	Barriera al vapore	2000 x 1500 x 0.4 mm
3.2	Isolante lana di roccia	2000 x 1200 x 75 mm
3.3	Pannelli in cemento e legno	1000 x 1500 x 20 mm
3.4	Parquet	450 x 75 x 2 mm
3.5	Pannelli in legno	1500 x 500 x 20 mm

Lana di roccia

non provoca e non favorisce la corrosione, nemmeno a contatto con acciaio non protetto in ambiente umido. La lana di roccia non contiene sostanze dannose o pericolose.

I prodotti isolanti in lana di roccia sono costituiti da:
98% di fibre di roccia
2% di resine termoindurenti

Le caratteristiche :

Incombustibilità:efficace protezione al al fuoco,con un punto di fusione superiore ai 1000 °C.

Isolamento termico:Conducibilità termica che va da 0,035 a 0,040 W/mK.

Isolamento acustico:è in grado di assorbire e ridurre la potenza dell'energia sonora.

Inattaccabilità: i prodotti sono inerti e non vengono attaccati da microrganismi.

Idrorepellenza: le fibre sono impermeabili e non assorbono acqua.

Permeabilità al vapore: grazie alla sua struttura fibrosa la lana di roccia è permeabile al vapore.

Stabilità dimensionale: i prodotti mantengono le caratteristiche nel tempo.





Università degli studi di Camerino _ Scuola di Architettura e Design "Eduardo Vittoria" di Ascoli Piceno _ a.a. 2010 - 2011

WHAT IF ASCOLI PICENO ?

STRATEGIES FOR POST-DISASTER PROVISIONAL HOUSING

Laboratorio di Orientamento "Costruzione dell'Architettura e dell'Ambiente"

Workshop prof. Sandy Stannard

Studente: Tsulaia Tamaz

A

tavola curriculare

Progettazione di Sistemi Costruttivi - prof. Roberto Ruggiero

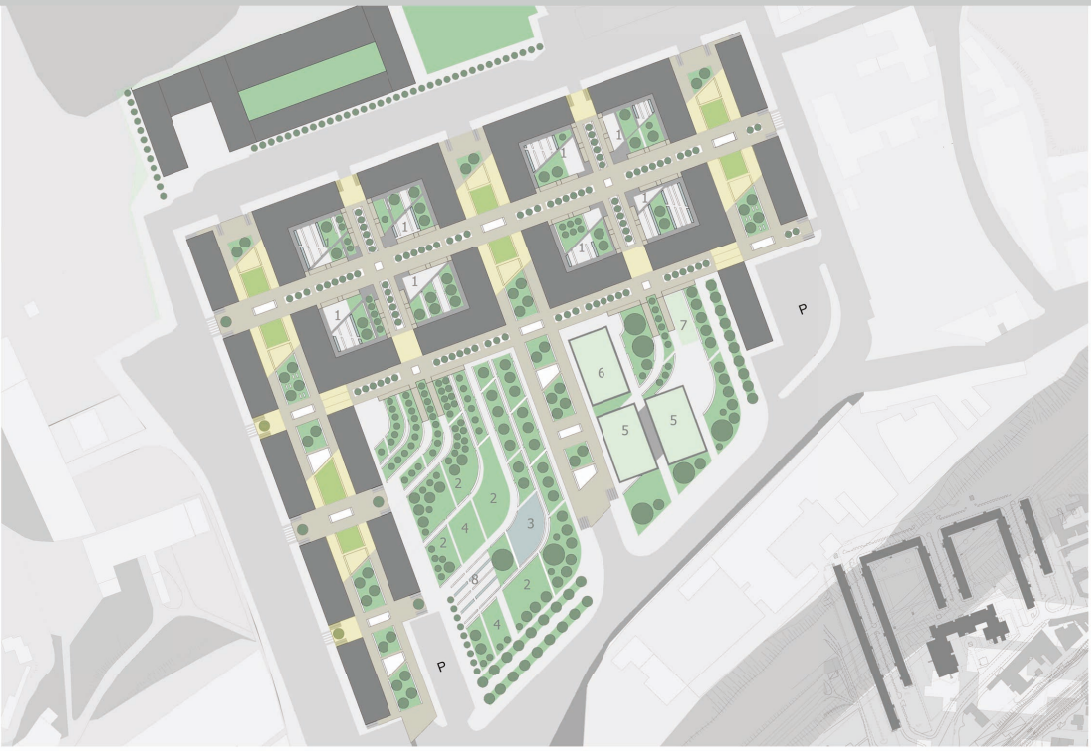
1
2
3
4
5
6
7
8
P
P

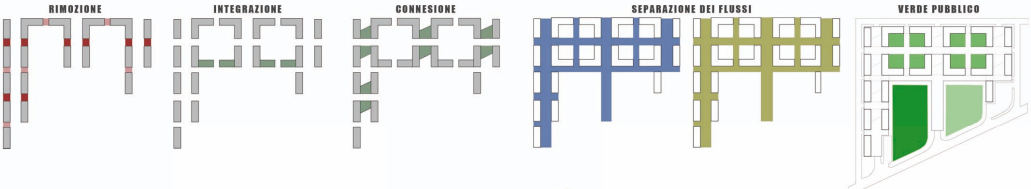
RIMOZIONE
INTEGRAZIONE
CONNESIONE
SEPARAZIONE DEI FLUSSI
VERDE PUBBLICO


estendere
ampliare
diversificare


captare
schermare

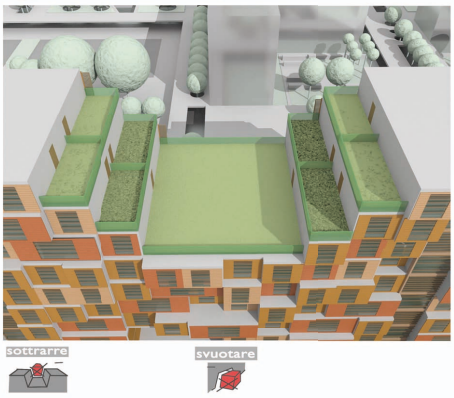
sottrarre
svuotare

mateliali leggeri e riciclabili

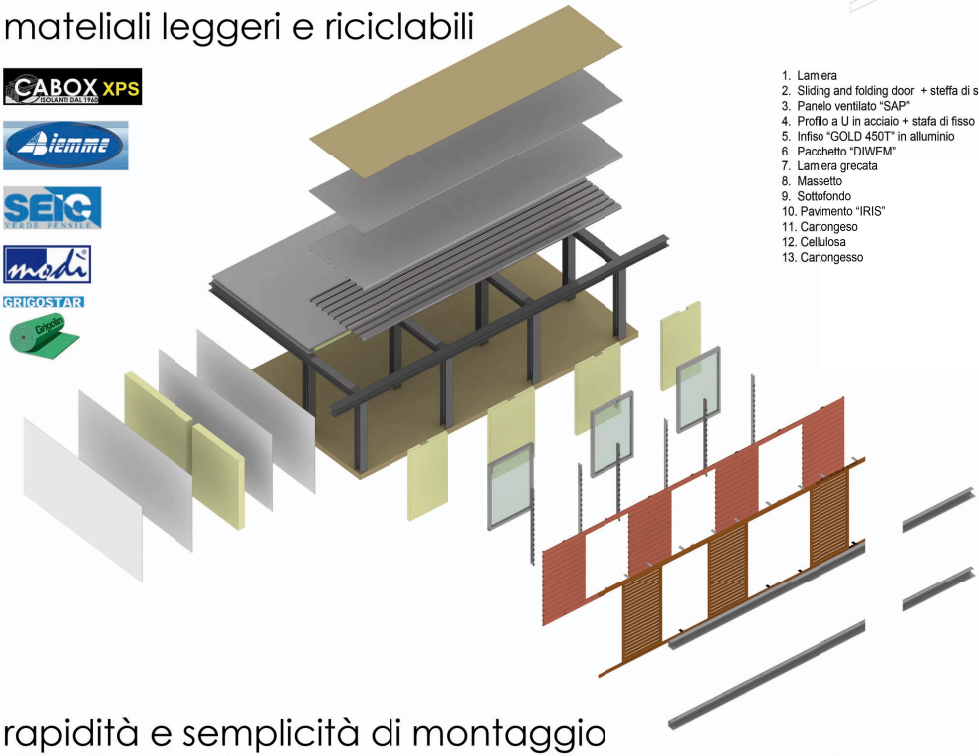

1. Lamera
2. Sliding and folding door + steffa di suporto
3. Panelo ventilato "SAP"
4. Proflo a U in acciaio + stafa di fisso
5. Infiso "GOLD 450T" in alluminio
6. Pacchetto "DIWEM"
7. Lamera grecata
8. Massetto
9. Sottofondo
10. Pavimento "IRIS"
11. Carongeso
12. Cellulosa
13. Carongesso



texture prospetto a

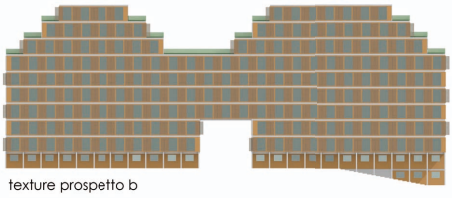

texture prospetto b

rapidità e semplicità di montaggio



fase 1

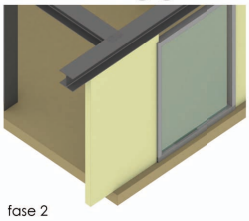

fase 2

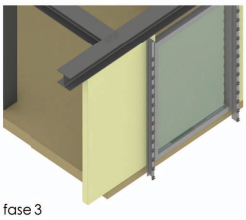

fase 3

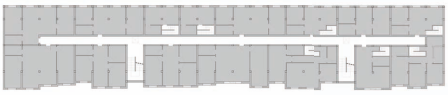

modulo dinamico

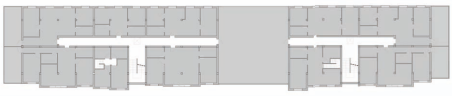

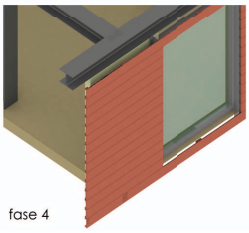

fase 4

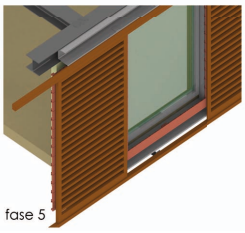

fase 5

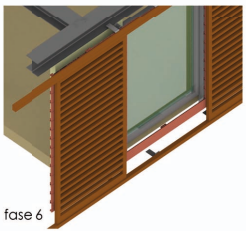

fase 6



copertura riciclata

Università degli studi di Camerino _ Scuola di Architettura e Design "Eduardo Vittoria" di Ascoli Piceno _ a.a. 2010 - 2011

WHAT IF ASCOLI PICENO?

STRATEGIES FOR POST-DISASTER PROVISIONAL HOUSING

Laboratorio di Orientamento "Costruzione dell'Architettura e dell'Ambiente"
Workshop prof. Sandy Stannard
Studente: Tsulaia Tamaz

B
tavola curriculare

Progettazione Architettonica - prof. Luigi Coccia

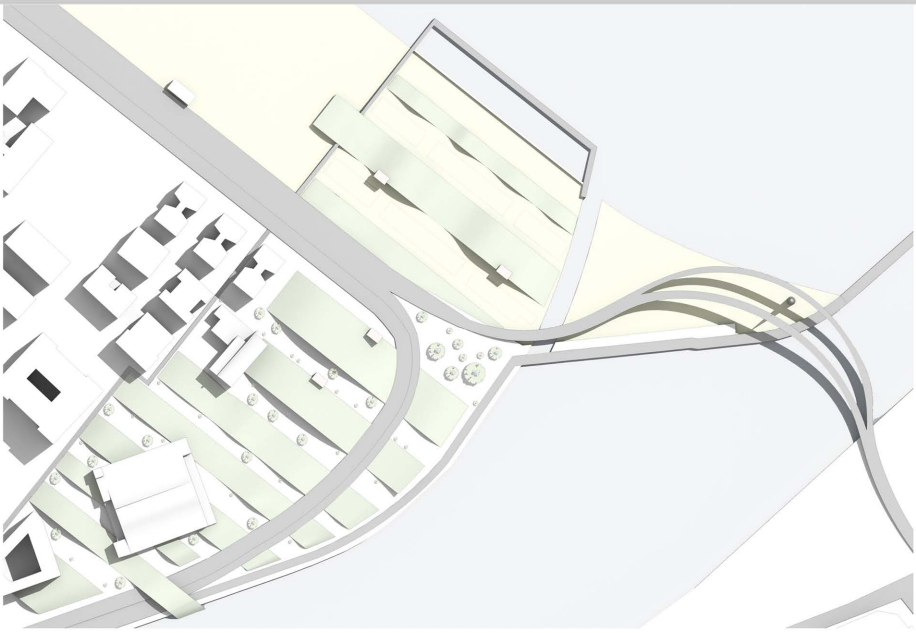

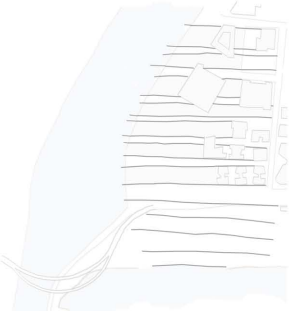

rete principali dell'intorno urbano

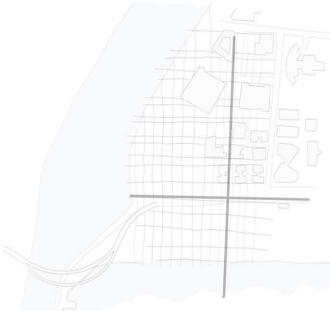

asse limite

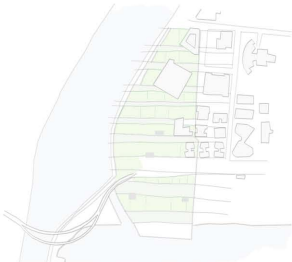

livello superiore del progetto

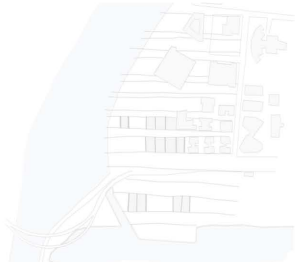

livello inferiore del progetto

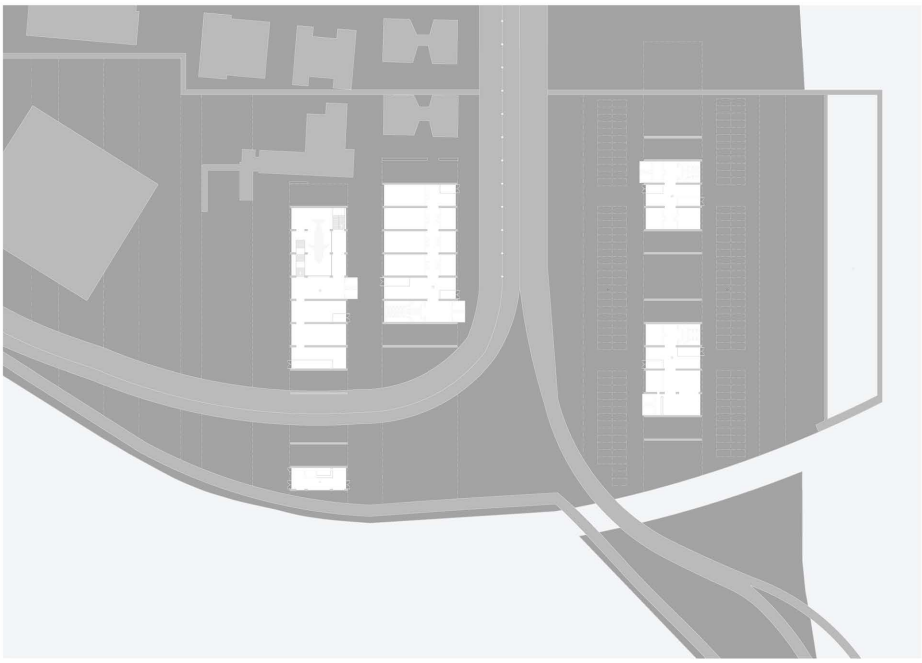

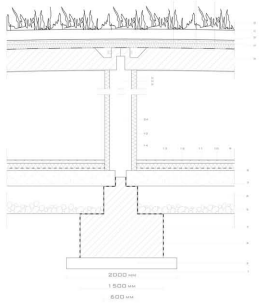


RIEMPIMENTO CON LAPILLO VULCANICO O POMICE
RISERVA IDRICA
MODI H50-90 MM
CANALI PER IL DEFLUSSO DELL'ACQUA
FORI PER IL DRENAGGIO DELL'ACQUA
TERRICCIO SPESSORE 15/30 CM
T.N.T. (TESSUTO NON TESSUTO)



stretta relazione fra la struttura e i componenti

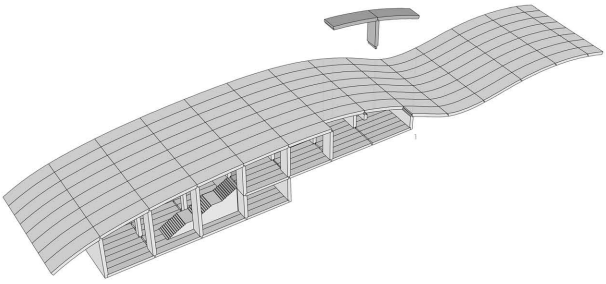

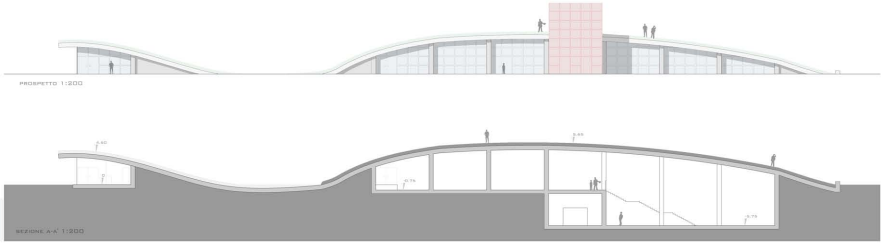
PROSPETTO 1:200
4.40
5.65
-0.74
-3.75
SEZIONE A-A' 1:200



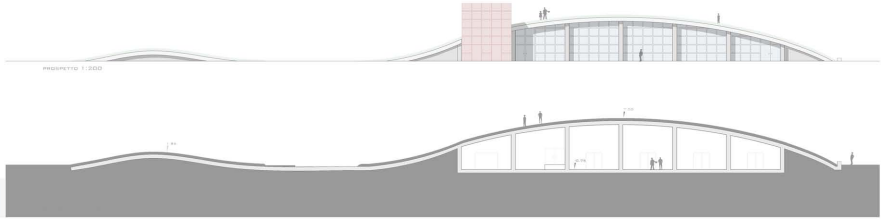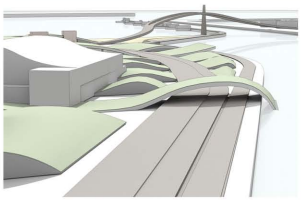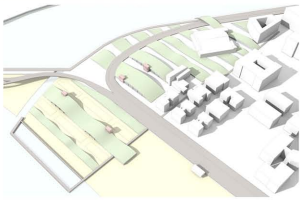
PROSPETTO 1:200
7.50
-0.74